



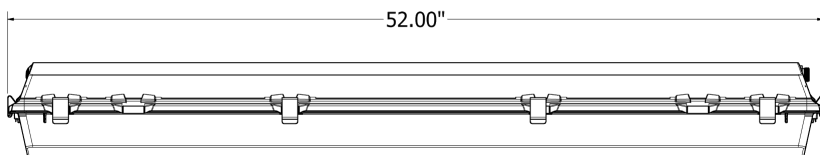
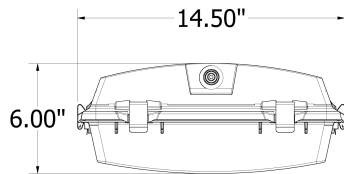
LEH Series



Description

The **LE (Linear Eco) Series** is a LED solution designed to reduce energy without sacrificing lumen output. It can be configured with a 12L, 16L, 20L or 24L lumen package to meet most general lighting requirements. Assembled and ready to wire out-of-the-box, the **LE Series** utilizes state-of-the-art LEDs in conjunction with a chemical and impact resistant **FROSTED** lens to provide a **GLARE FREE** work environment similar to fluorescent products. This unit comes standard with the V-Hook mounting system and an optional cord.

Dimensions



Warranty

- 5-year limited warranty. (See LEI's LED Warranty for complete details.)

Date	Catalog #
Type	Project
Prepared by	Comments

Features and Specifications

LEH FEATURES

- 10 point latch system standard
- Glare reducing frosted lens standard.
- Premium driver (120-277V standard)
- Premium LED chips
- V-Hook mounting standard
- Stainless Steel latches are standard on the LEH model.
- Optional 3 or 4 wire male receptacle for quick disconnect
- Optional ceiling mount stainless steel bracket system.

ENCLOSURE

Fiberglass reinforced polyester housing is UL 5VA flammability rated. Rounded edges and water shed design allow for quick and easy clean up during high pressure hose down. Poured-in-place continuous closed cell gasket provides a seamless seal for lens.

LENS

Impact resistant, UV stabilized, frosted acrylic lens held tightly in place by twelve stainless steel captive latches to assure a positive seal and lens retention. Optional clear acrylic and polycarbonate lenses available.

GEAR TRAY

Secured in place by four internal stainless steel clips and metal gear tray can be opened from either side for quick and easy maintenance.

ELECTRICAL

Universal voltage (120V-277V) driver standard. 480V option is available. Fixtures supplied with Nichia LEDs, 4000K or 5000K, greater than 80 CRI on LEI boards. Two lumen packages available. Dimming available (0-10V)

MOUNTING

Stainless V-Hook mounting system standard. Stainless steel center mount option available. Stainless steel "Gripple" hanger system available brackets.

BATTERY BACK UP OPTION

10W Battery pack installed internally as an option to provide 90 min egress lighting.

CERTIFICATIONS

- ETL listed UL 1598 for Wet Location
- ETL listed UL 1598 for Battery Back-Up
- ETL listed CSA Std C22.2 No. 250.0
- NSF Certified
- IP65 rated

Ordering Information

Example Catalog Number – LEH-24L-2R-4K-U-F

LEH	-	24L-2R	-	4K	-	U	-	F	-		-	
A		B		C		D		E		F		G
Series		Lumen Package		CCT		Voltage		Lens		Optional		Optional

Catalog Logic:

A. Series

LEH = Non-Metallic Linear Eco Low Bay with Stainless Steel latches standard.

B. Lumen Package

12L-2R = 12,000 2-Row
 16L-2R = 16,000 2-Row
 20L-2R = 20,000 2-Row
 24L-2R = 24,000 2-Row

C. CCT

4K = 4000K, 80 CRI
 5K = 5000K, 80 CRI

D. Voltage

U = (120V-277V)
 48 = 480V
 UNB = (120V-277V) Non-Switching Battery Back-Up
 USB = (120V-277V) Switching Battery Back-Up
 48NB = 480V Non-Switching Battery Back-Up
 48SB = 480V Switching Battery Back-Up

•Lens

F = Frosted Acrylic
 C = Clear Acrylic
 PCF = Frosted Polycarbonate
 PCC = Clear Polycarbonate

•Optional Controls & Mounting

MS = Wet Location Motion Sensor
 MS40 = Wet Location Motion Sensor - 40'
 MSD = Dry Location Motion Sensor
 DMS = Dimming Motion Sensor
 CM = Stainless Ceiling Mount bracket kit shipped loose
 EMK = Stainless End Mount bracket kit (end mount factory installed, flush mount loose)
 EMO = Stainless End Mount ONLY factory installed

•Optional Power End

All fixtures come standard with 6' Yellow Lead, 3-wire, 16 AWG. Or select from the options below.

Px = 16/3 cord with cord grip. Specify Length in feet. (max 20')
 R3 = Mini-Receptacle, 3-wire, Male
 R4 = Mini-Receptacle, 4-wire, Male
 4P6 = 6' Yellow Lead, 4-wire, 16 AWG

Performance Data

Lumen Package	Lens (Acrylic)	CCT	Actual Lumens	System Watts	Lumens per Watt	CRI
12L-2R	Frosted	4000K	12,141	74	164	84
		5000K	12,232	73	168	83
	Clear	4000K	12,383	74	167	83
		5000K	12,477	73	171	82
16L-2R	Frosted	4000K	15,465	97	159	83
		5000K	15,831	96	165	83
	Clear	4000K	15,929	97	164	82
		5000K	16,306	96	170	82
20L-2R	Frosted	4000K	19,741	128	154	83
		5000K	20,531	132	155	83
	Clear	4000K	20,333	128	159	82
		5000K	21,147	132	160	82
24L-2R	Frosted	4000K	24,195	163	149	83
		5000K	24,679	164	151	83
	Clear	4000K	24,287	163	149	83
		5000K	25,172	164	154	82

Numbers in italics are calculated using LED manufacturers' data.

Consult factory for all available options & configurations.

LEI • (281) 992-8308 • FAX: (281) 996-0488 • sales@lighting-etc.com • www.lighting-etc.com • PO Box 3403 • Pearland, TX 77588

Replacement Parts & Accessories

F-LNAF Frosted Acrylic Lens
 F-LNA Clear Acrylic Lens
 F-SSL Stainless Steel Captive Latch
 SF3-6 Mini-Connector, 3-wire, Female – 6'
 SF4-6 Mini-Connector, 4-wire, Female – 6'

GSS-10 Stainless Steel 10' Gripple Cable Mounting Kit with Hooks


Mounting Options




V - Hook mounting kit (Standard)



Optional - Stainless Steel 10' Gripple Cable Mounting Kit with Hooks (GSS-10)



Optional - Ceiling Mount Kit (CM)



Optional - End Mount ONLY (EMO)



Optional - End Mount Kit (EMK)

