



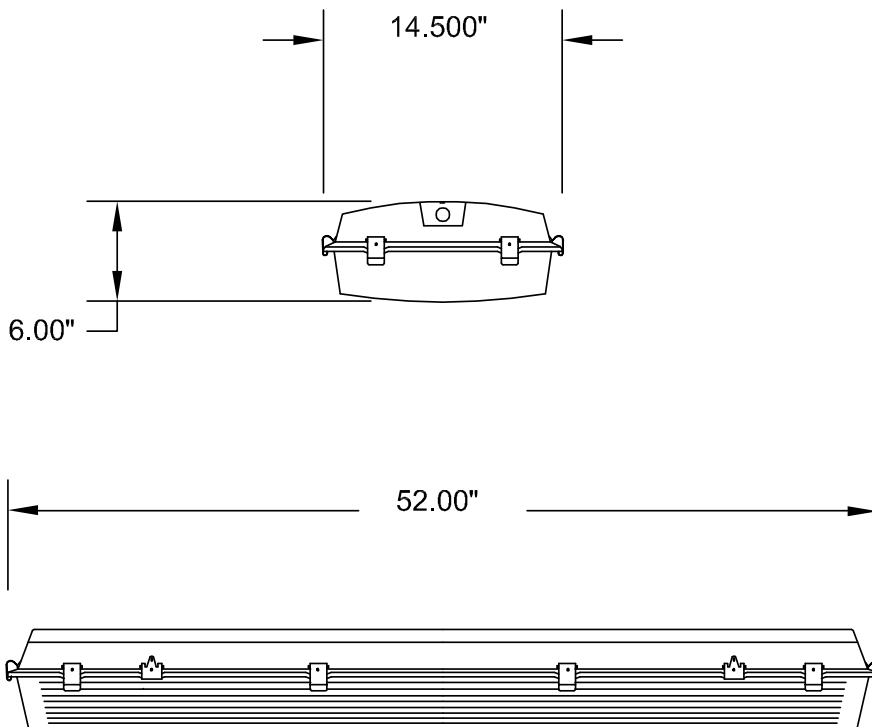
FLB Series



Description

The **FLB (Fluorescent Low Bay) Series** is a rugged non-metallic fluorescent luminaire specifically designed as an alternative, energy saving solution to replace most 250 through 400 watt metal halide fixtures. The **FLB Series** is ideal for food processing facilities, cold storage plants, dairies, bottling facilities and any industrial environment where water spray, humidity, dust or corrosive chemicals are present.

Dimensions



Date	Catalog #
Type	Project
Prepared by	Comments

Features and Specifications

ENCLOSURE

Fiberglass reinforced polyester housing is 5VA flammability rated. Rounded edges and water shed design allow for quick and easy clean up during high pressure hose down. Poured-in-place continuous closed cell gasket provides a seamless seal for lens.

LENS

Impact resistant UV stabilized, lens available in a clear or frosted face with frosted ends to reduce direct glare. Held tightly in place by twelve (12) stainless steel captive latches to assure a positive seal and lens retention.

GEAR TRAY

Secured in place by four (4) internal stainless steel clips, the painted 22 gauge metal gear tray can be opened from either side for quick and easy maintenance. Internal mirror reflectors are optional.

ELECTRICAL

Thermally protected Class P electronic ballast and rotor lock lampholders rated for wattage and voltage standard. Fixture has entry holes in each end suitable for 1/2" NTP fittings.

MOUNTING

Suspended by (2) stainless steel V-Hooks or third party, usersupplied cable mounting system. Factory supplied V-Hooks and mounting clips are stainless steel.

CERTIFICATIONS

- ETL Listed UL 1598 for Wet Location
- ETL Listed CSA Std C22.2 No.250.0
- NSF Certified
- IP65, IP66, IP67 Certified
- NEMA 4X Certified
- High Pressure Tested at 1500 PSI

Ordering Information

Example Catalog Number – FLB-454-U-XXX

FLB	-	4	-	54	-	U	-	
A		B		C		D		E
Series		Lamps		Wattage		Voltage		(Options)
	-		-		-		-	

Catalog Logic:

A. Series

FLB = Fluorescent Low Bay

B. Lamps

4
6

C. Wattage

32 = 32 watt T8
54 = 54 watt T5HO

D. Voltage

U = Universal Voltage (120V - 277V)
48 = 480V
UEN = Non-Switching Universal Voltage (120V - 277V) Battery Back-Up (T8 Only)
UENST = Non-Switching Universal Voltage (120V - 277V) Self-Testing Battery Back-Up (T5HO Only)
EN12 = Non-Switching 120V Battery Back-Up (T5HO Only)
EN27 = Non-Switching 277V Battery Back-Up (T5HO Only)
EN48 = Non-Switching 480V Battery Back-Up

E. Options


PS = Program Start T8 Ballast
HL = High Lumen T8 Ballast
HT = High Temp T5HO Ballast
M = Mirror Reflector
MS = Wet Location Motion Sensor
P6 = STO Lead - 6'
R3 = Mini-Receptacle, 3-Wire, Male
L41 = Non-Coated 841 Lamps Installed
CL41 = Coated 841 Lamps Installed

Consult factory for all available options & configurations


Replacement Parts & Accessories

F-LNA Clear Acrylic Lens - 4'
F-LNAF Frosted Acrylic Lens - 4'
F-SSL Stainless Steel Captive Latch
F-VHK Stainless Steel V Hook Mount Kit
F-CMK Stainless Steel Ceiling Mount Kit
GSY-10 Stainless Steel Y-Grippler Cable Kit - 10'

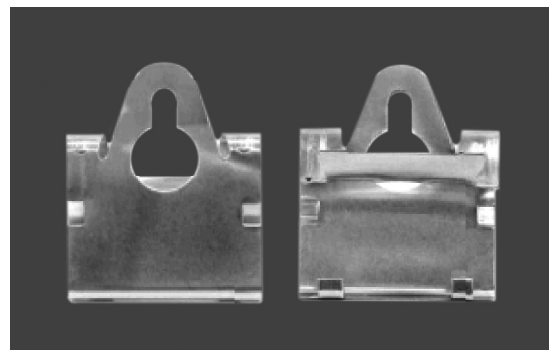
Mounting Options



F-VHK



F-CMK



Universal Mounting Clip

